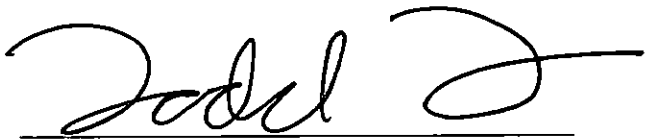


### CANVASS OF GENERAL ELECTION


I, **TODD TEFTELLER**, County Judge of Upshur County, Texas, met with the Commissioner's Court of Upshur County, sitting as the canvassing board of the **NOVEMBER 2<sup>nd</sup>, 2021 CONSTITUTIONAL AMENDMENT ELECTION** on November 15, 2021 to canvass the election returns.

I certify that the figures on the tally sheets correspond with the figures on the returns.

Witness my hand this 15 day of NOV, 2021.



Officer of Canvassing Authority

FILED  
TERRI ROSS  
COUNTY CLERK  
2021 NOV 15 AM 11:47  
UPSHUR COUNTY, TX.  
BY   
DEPUTY

## SUMMARY OF PRECINCT RETURNS

I, the undersigned, the presiding officer of the canvassing authority for the Constitutional Amendment Election, held on the 2nd day of November, 2021, Upshur County, Texas do hereby certify that the following is a total of all votes received by each proposition as shown by the precinct returns. I further certify that the following vote totals include early voting votes by precinct received under Section 87.1231 of the Texas Election Code.

<b>Proposition 1</b>	
For	1,850
Against	506
<b>Proposition 2</b>	
For	1,204
Against	1,145
<b>Proposition 3</b>	
For	1,983
Against	377
<b>Proposition 4</b>	
For	1,562
Against	764
<b>Proposition 5</b>	
For	1,561
Against	767
<b>Proposition 6</b>	
For	2,089
Against	262
<b>Proposition 7</b>	
For	2,145
Against	204
<b>Proposition 8</b>	
For	2,143
Against	209

DATED, this 15 day of NOV, 2021.



Presiding Officer

UPSHUR COUNTY, TEXAS

CONSTITUTIONAL AMENDMENT ELECTION


11/2/2021

Page 1

STATE OF TEXAS PROPOSITION 1

Precinct	For	Against	Cast Votes	Undervotes	Overvotes	Absentee Voting Ballots Cast	Early Voting Ballots Cast	Election Day Voting Ballots Cast	Total Ballots Cast	Registered Voters	Turnout Percentage
1	130	21	151	1	0	2	24	126	152	1,800	8.44%
1 - NDISD	1	0	1	0	0	0	0	1	1	20	5.00%
2	195	36	231	0	0	2	26	203	231	2,975	7.76%
3	124	42	166	0	0	0	13	153	166	1,586	10.47%
4	0	0	0	0	0	0	0	0	0	18	0.00%
4 - NDISD	101	30	131	3	0	0	23	111	134	1,290	10.39%
5	55	10	65	0	0	0	21	44	65	695	9.35%
5 - NDISD	6	0	6	0	0	0	1	5	6	87	6.90%
6 - NDISD	147	25	172	1	0	2	32	139	173	1,462	11.83%
7	123	24	147	2	0	6	22	121	149	2,036	7.32%
7 - NDISD	64	15	79	1	0	1	6	73	80	537	14.90%
8	60	21	81	2	0	1	18	64	83	1,053	7.88%
9	79	60	139	0	0	1	17	121	139	1,338	10.39%
9 - BIG SANDY	62	11	73	2	0	2	5	68	75	751	9.99%
10	158	48	206	0	0	4	51	151	206	2,399	8.59%
11	31	14	45	0	0	0	4	41	45	762	5.91%
12	76	32	108	0	0	3	37	68	108	1,048	10.31%
13	57	20	77	0	0	0	15	62	77	970	7.94%
14	29	9	38	0	0	2	4	32	38	525	7.24%
15	114	27	141	4	0	0	34	111	145	2,032	7.14%

I, Lory Harle, Elections Administrator, do hereby certify that the returns as shown on the official canvass report are true and correct.



*Lory Harle*  
Lory Harle

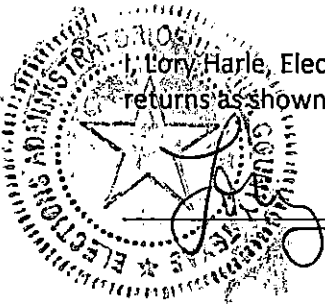
11/10/2021  
Date

STATE OF TEXAS PROPOSITION 1

Precinct	For	Against	Cast Votes	Undervotes	Overvotes	Absentee Voting Ballots Cast	Early Voting Ballots Cast	Election Day Voting Ballots Cast	Total Ballots Cast	Registered Voters	Turnout Percentage
16	79	29	108	1	0	1	6	102	109	1,639	6.65%
17	118	21	139	1	0	2	49	89	140	2,296	6.10%
18	33	8	41	0	0	1	10	30	41	670	6.12%
19	0	1	1	0	0	0	1	0	1	11	9.09%
20	8	2	10	0	0	0	4	6	10	138	7.25%
21	0	0	0	0	0	0	0	0	0	0	0.00%
<b>Totals</b>	<b>1,850</b>	<b>506</b>	<b>2,356</b>	<b>18</b>	<b>0</b>	<b>30</b>	<b>423</b>	<b>1,921</b>	<b>2,374</b>	<b>28,138</b>	<b>8.44%</b>

**Official Results**  
 Registered Voters 2374 of 28138 = 8.44%  
 Precincts Reporting 26 of 26 = 100.00%

I, Lory Harle, Elections Administrator, do hereby certify that the returns as shown on the official canvass report are true and correct.



*Lory Harle*

Lory Harle

11/10/2021

Date

**Upshur County Canvass**

NOVEMBER 2, 2021 CONSTITUTIONAL AMENDMENT

Run Time 9:53 AM  
Run Date 11/09/2021

**UPSHUR COUNTY, TEXAS**

**CONSTITUTIONAL AMENDMENT ELECTION**

11/2/2021

Page 3

**Official Results**

Registered Voters

2374 of 28138 = 8.44%

Precincts Reporting


26 of 26 = 100.00%

**STATE OF TEXAS PROPOSITION 2**

Precinct	For	Against	Cast Votes	Undervotes	Overvotes	Absentee Voting Ballots Cast	Early Voting Ballots Cast	Election Day Voting Ballots Cast	Total Ballots Cast	Registered Voters	Turnout Percentage
1	86	65	151	1	0	2	24	126	152	1,800	8.44%
1 - NDISD	1	0	1	0	0	0	0	1	1	20	5.00%
2	123	105	228	3	0	2	26	203	231	2,975	7.76%
3	87	78	165	1	0	0	13	153	166	1,586	10.47%
4	0	0	0	0	0	0	0	0	0	18	0.00%
4 - NDISD	77	55	132	2	0	0	23	111	134	1,290	10.39%
5	35	29	64	1	0	0	21	44	65	695	9.35%
5 - NDISD	4	1	5	1	0	0	1	5	6	87	6.90%
6 - NDISD	94	78	172	1	0	2	32	139	173	1,462	11.83%
7	71	71	142	7	0	6	22	121	149	2,036	7.32%
7 - NDISD	43	37	80	0	0	1	6	73	80	537	14.90%
8	41	41	82	1	0	1	18	64	83	1,053	7.88%
9	42	97	139	0	0	1	17	121	139	1,338	10.39%
9 - BIG SANDY	39	36	75	0	0	2	5	68	75	751	9.99%
10	109	96	205	1	0	4	51	151	206	2,399	8.59%
11	24	21	45	0	0	0	4	41	45	762	5.91%
12	57	51	108	0	0	3	37	68	108	1,048	10.31%
13	37	40	77	0	0	0	15	62	77	970	7.94%
14	11	26	37	1	0	2	4	32	38	525	7.24%
15	59	84	143	2	0	0	34	111	145	2,032	7.14%

I, Lory Harle, Elections Administrator, do hereby certify that the returns as shown on the official canvass report are true and correct.

\_\_\_\_\_  
 Lory Harle  
 Date 11/10/2021



UPSHUR COUNTY, TEXAS

CONSTITUTIONAL AMENDMENT ELECTION

11/2/2021

Page 4

STATE OF TEXAS PROPOSITION 2

Precinct	For	Against	Cast Votes	Undervotes	Overvotes	Absentee Voting Ballots Cast	Early Voting Ballots Cast	Election Day Voting Ballots Cast	Total Ballots Cast	Registered Voters	Turnout Percentage
16	55	52	107	2	0	1	6	102	109	1,639	6.65%
17	82	57	139	1	0	2	49	89	140	2,296	6.10%
18	22	19	41	0	0	1	10	30	41	670	6.12%
19	0	1	1	0	0	0	1	0	1	11	9.09%
20	5	5	10	0	0	0	4	6	10	138	7.25%
21	0	0	0	0	0	0	0	0	0	0	0.00%
<b>Totals</b>	<b>1,204</b>	<b>1,145</b>	<b>2,349</b>	<b>25</b>	<b>0</b>	<b>30</b>	<b>423</b>	<b>1,921</b>	<b>2,374</b>	<b>28,138</b>	<b>8.44%</b>

Lory Harle, Elections Administrator, do hereby certify that the returns as shown on the official canvass report are true and correct.



*Lory Harle*

Lory Harle

11/10/2021

Date

**Official Results**  
Registered Voters: 28,138 = 8.44%  
Precincts Reporting: 26 of 26 = 100.00%

UPSHUR COUNTY, TEXAS

CONSTITUTIONAL AMENDMENT ELECTION

11/2/2021

Page 5

STATE OF TEXAS PROPOSITION 3

Precinct	For	Against	Cast Votes	Undervotes	Overvotes	Absentee Voting Ballots Cast	Early Voting Ballots Cast	Election Day Voting Ballots Cast	Total Ballots Cast	Registered Voters	Turnout Percentage
1	136	15	151	1	0	2	24	126	152	1,800	8.44%
1 - NDISD	1	0	1	0	0	0	0	1	1	20	5.00%
2	200	30	230	1	0	2	26	203	231	2,975	7.76%
3	151	14	165	1	0	0	13	153	166	1,586	10.47%
4	0	0	0	0	0	0	0	0	0	18	0.00%
4 - NDISD	103	29	132	2	0	0	23	111	134	1,290	10.39%
5	55	10	65	0	0	0	21	44	65	695	9.35%
5 - NDISD	5	1	6	0	0	0	1	5	6	87	6.90%
6 - NDISD	146	24	170	3	0	2	32	139	173	1,462	11.83%
7	112	36	148	1	0	6	22	121	149	2,036	7.32%
7 - NDISD	65	15	80	0	0	1	6	73	80	537	14.90%
8	59	23	82	1	0	1	18	64	83	1,053	7.88%
9	126	13	139	0	0	1	17	121	139	1,338	10.39%
9 - BIG SANDY	62	13	75	0	0	2	5	68	75	751	9.99%
10	179	26	205	1	0	4	51	151	206	2,399	8.59%
11	36	9	45	0	0	0	4	41	45	762	5.91%
12	96	12	108	0	0	3	37	68	108	1,048	10.31%
13	60	17	77	0	0	0	15	62	77	970	7.94%
14	30	8	38	0	0	2	4	32	38	525	7.24%
15	126	18	144	1	0	0	34	111	145	2,032	7.14%

I, Lory Harle, Elections Administrator, do hereby certify that the returns as shown on the official canvass report are true and correct.




*Lory Harle*  
Lory Harle

11/10/2021  
Date

STATE OF TEXAS PROPOSITION 3

Precinct	For	Against	Cast Votes	Undervotes	Overvotes	Absentee Voting Ballots Cast	Early Voting Ballots Cast	Election Day Voting Ballots Cast	Total Ballots Cast	Registered Voters	Turnout Percentage
16	87	20	107	2	0	1	6	102	109	1,639	6.65%
17	111	29	140	0	0	2	49	89	140	2,296	6.10%
18	28	13	41	0	0	1	10	30	41	670	6.12%
19	1	0	1	0	0	0	1	0	1	11	9.09%
20	8	2	10	0	0	0	4	6	10	138	7.25%
21	0	0	0	0	0	0	0	0	0	0	0.00%
<b>Totals</b>	<b>1,983</b>	<b>377</b>	<b>2,360</b>	<b>14</b>	<b>0</b>	<b>30</b>	<b>423</b>	<b>1,921</b>	<b>2,374</b>	<b>28,138</b>	<b>8.44%</b>

Lory Harle, Elections Administrator, do hereby certify that the returns as shown on the official canvass report are true and correct.



*Lory Harle*

Lory Harle

11/10/2021


Date

**Official Results**  
Registered Voters  
2374 of 28138 = 8.44%  
Precincts Reporting  
26 of 26 = 100.00%



STATE OF TEXAS PROPOSITION 4

Precinct	For	Against	Cast Votes	Undervotes	Overvotes	Absentee Voting Ballots Cast	Early Voting Ballots Cast	Election Day Voting Ballots Cast	Total Ballots Cast	Registered Voters	Turnout Percentage
1	112	36	148	4	0	2	24	126	152	1,800	8.44%
1 - NDISD	0	1	1	0	0	0	0	1	1	20	5.00%
2	179	50	229	2	0	2	26	203	231	2,975	7.76%
3	121	44	165	1	0	0	13	153	166	1,586	10.47%
4	0	0	0	0	0	0	0	0	0	18	0.00%
4 - NDISD	80	52	132	2	0	0	23	111	134	1,290	10.39%
5	45	20	65	0	0	0	21	44	65	695	9.35%
5 - NDISD	2	3	5	1	0	0	1	5	6	87	6.90%
6 - NDISD	116	52	168	5	0	2	32	139	173	1,462	11.83%
7	87	58	145	4	0	6	22	121	149	2,036	7.32%
7 - NDISD	51	25	76	4	0	1	6	73	80	537	14.90%
8	49	31	80	3	0	1	18	64	83	1,053	7.88%
9	105	31	136	3	0	1	17	121	139	1,338	10.39%
9 - BIG SANDY	50	24	74	1	0	2	5	68	75	751	9.99%
10	123	82	205	1	0	4	51	151	206	2,399	8.59%
11	30	15	45	0	0	0	4	41	45	762	5.91%
12	59	47	106	2	0	3	37	68	108	1,048	10.31%
13	44	32	76	1	0	0	15	62	77	970	7.94%
14	15	19	34	4	0	2	4	32	38	525	7.24%
15	97	43	140	5	0	0	34	111	145	2,032	7.14%




J. Lory Harle, Elections Administrator, do hereby certify that the returns as shown on the official canvass report are true and correct.

*J. Lory Harle*  
Lory Harle

11/10/2021  
Date

STATE OF TEXAS PROPOSITION 4

Precinct	For	Against	Cast Votes	Undervotes	Overvotes	Absentee Voting Ballots Cast	Early Voting Ballots Cast	Election Day Voting Ballots Cast	Total Ballots Cast	Registered Voters	Turnout Percentage
16	68	36	104	5	0	1	6	102	109	1,639	6.65%
17	94	46	140	0	0	2	49	89	140	2,296	6.10%
18	26	15	41	0	0	1	10	30	41	670	6.12%
19	1	0	1	0	0	0	1	0	1	11	9.09%
20	8	2	10	0	0	0	4	6	10	138	7.25%
21	0	0	0	0	0	0	0	0	0	0	0.00%
<b>Totals</b>	<b>1,562</b>	<b>764</b>	<b>2,326</b>	<b>48</b>	<b>0</b>	<b>30</b>	<b>423</b>	<b>1,921</b>	<b>2,374</b>	<b>28,138</b>	<b>8.44%</b>



Lory Harle, Elections Administrator, do hereby certify that the returns as shown on the official canvass report are true and correct.

*Lory Harle*  
Lory Harle


11/10/2021  
Date

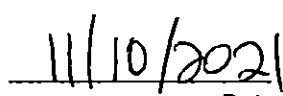
**Official Results**  
Registered Voters  
2374 of 28138 = 8.44%  
Precincts Reporting  
26 of 26 = 100.00%

STATE OF TEXAS PROPOSITION 5

Precinct	For	Against	Cast Votes	Undervotes	Overvotes	Absentee Voting Ballots Cast	Early Voting Ballots Cast	Election Day Voting Ballots Cast	Total Ballots Cast	Registered Voters	Turnout Percentage
1	116	35	151	1	0	2	24	126	152	1,800	8.44%
1 - ND/ISD	1	0	1	0	0	0	0	1	1	20	5.00%
2	165	64	229	2	0	2	26	203	231	2,975	7.76%
3	116	46	162	4	0	0	13	153	166	1,586	10.47%
4	0	0	0	0	0	0	0	0	0	18	0.00%
4 - ND/ISD	76	54	130	4	0	0	23	111	134	1,290	10.39%
5	38	27	65	0	0	0	21	44	65	695	9.35%
5 - ND/ISD	2	3	5	1	0	0	1	5	6	87	6.90%
6 - ND/ISD	108	58	166	7	0	2	32	139	173	1,462	11.83%
7	88	56	144	5	0	6	22	121	149	2,036	7.32%
7 - ND/ISD	53	24	77	3	0	1	6	73	80	537	14.90%
8	46	34	80	3	0	1	18	64	83	1,053	7.88%
9	104	32	136	3	0	1	17	121	139	1,338	10.39%
9 - BIG SANDY	49	25	74	1	0	2	5	68	75	751	9.99%
10	140	63	203	3	0	4	51	151	206	2,399	8.59%
11	29	16	45	0	0	0	4	41	45	762	5.91%
12	77	30	107	1	0	3	37	68	108	1,048	10.31%
13	36	41	77	0	0	0	15	62	77	970	7.94%
14	18	20	38	0	0	2	4	32	38	525	7.24%
15	93	49	142	3	0	0	34	111	145	2,032	7.14%

I, Lory Harle, Elections Administrator, do hereby certify that the returns as shown on the official canvass report are true and correct.

  
Lory Harle


  
Date

**Official Results**  
Registered Voters 2374 of 28138 = 8.44%  
Precincts Reporting 26 of 26 = 100.00%

STATE OF TEXAS PROPOSITION 5

Precinct	For	Against	Cast Votes	Undervotes	Overvotes	Absentee Voting Ballots Cast	Early Voting Ballots Cast	Election Day Voting Ballots Cast	Total Ballots Cast	Registered Voters	Turnout Percentage
16	75	30	105	4	0	1	6	102	109	1,639	6.65%
17	96	43	139	1	0	2	49	89	140	2,296	6.10%
18	31	10	41	0	0	1	10	30	41	670	6.12%
19	1	0	1	0	0	0	1	0	1	11	9.09%
20	3	7	10	0	0	0	4	6	10	138	7.25%
21	0	0	0	0	0	0	0	0	0	0	0.00%
<b>Totals</b>	<b>1,561</b>	<b>767</b>	<b>2,328</b>	<b>46</b>	<b>0</b>	<b>30</b>	<b>423</b>	<b>1,921</b>	<b>2,374</b>	<b>28,138</b>	<b>8.44%</b>

I, Lory Harle, Elections Administrator, do hereby certify that the returns as shown on the official canvass report are true and correct.



*Lory Harle*  
 \_\_\_\_\_  
 Lory Harle


11/10/2021  
 \_\_\_\_\_  
 Date

**Official Results**  
 Registered Voters: 28,138 = 8.44%  
 Precincts Reporting: 26 of 26 = 100.00%

STATE OF TEXAS PROPOSITION 6

Precinct	For	Against	Cast Votes	Undervotes	Overvotes	Absentee Voting Ballots Cast	Early Voting Ballots Cast	Election Day Voting Ballots Cast	Total Ballots Cast	Registered Voters	Turnout Percentage
1	141	10	151	1	0	2	24	126	152	1,800	8.44%
1 - NDISD	1	0	1	0	0	0	0	1	1	20	5.00%
2	214	16	230	1	0	2	26	203	231	2,975	7.76%
3	148	16	164	2	0	0	13	153	166	1,586	10.47%
4	0	0	0	0	0	0	0	0	0	18	0.00%
4 - NDISD	113	19	132	2	0	0	23	111	134	1,290	10.39%
5	60	4	64	1	0	0	21	44	65	695	9.35%
5 - NDISD	4	1	5	1	0	0	1	5	6	87	6.90%
6 - NDISD	158	14	172	1	0	2	32	139	173	1,462	11.83%
7	128	18	146	3	0	6	22	121	149	2,036	7.32%
7 - NDISD	71	8	79	1	0	1	6	73	80	537	14.90%
8	68	13	81	2	0	1	18	64	83	1,053	7.88%
9	126	13	139	0	0	1	17	121	139	1,338	10.39%
9 - BIG SANDY	65	9	74	1	0	2	5	68	75	751	9.99%
10	179	26	205	1	0	4	51	151	206	2,399	8.59%
11	35	10	45	0	0	0	4	41	45	762	5.91%
12	82	25	107	1	0	3	37	68	108	1,048	10.31%
13	62	14	76	1	0	0	15	62	77	970	7.94%
14	35	2	37	1	0	2	4	32	38	525	7.24%
15	129	15	144	1	0	0	34	111	145	2,032	7.14%

I, Lory Harle, Elections Administrator, do hereby certify that the returns as shown on the official canvass report are true and correct.



*Lory Harle*  
Lory Harle


11/10/2021  
Date

STATE OF TEXAS PROPOSITION 6


Precinct	For	Against	Cast Votes	Undervotes	Overvotes	Absentee Voting Ballots Cast	Early Voting Ballots Cast	Election Day Voting Ballots Cast	Total Ballots Cast	Registered Voters	Turnout Percentage
16	99	9	108	1	0	1	6	102	109	1,639	6.65%
17	127	12	139	1	0	2	49	89	140	2,296	6.10%
18	35	6	41	0	0	1	10	30	41	670	6.12%
19	1	0	1	0	0	0	1	0	1	11	9.09%
20	8	2	10	0	0	0	4	6	10	138	7.25%
21	0	0	0	0	0	0	0	0	0	0	0.00%
<b>Totals</b>	<b>2,089</b>	<b>262</b>	<b>2,351</b>	<b>23</b>	<b>0</b>	<b>30</b>	<b>423</b>	<b>1,921</b>	<b>2,374</b>	<b>28,138</b>	<b>8.44%</b>

**Official Results**  
Registered Voters 2374 of 28138 = 8.44%  
Precincts Reporting 26 of 26 = 100.00%

I, Lory Harle, Elections Administrator, do hereby certify that the returns as shown on the official canvass report are true and correct.

  
Lory Harle

11/10/2021  
Date




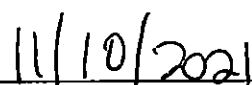
STATE OF TEXAS PROPOSITION 7


Precinct	For	Against	Cast Votes	Undervotes	Overvotes	Absentee Voting Ballots Cast	Early Voting Ballots Cast	Election Day Voting Ballots Cast	Total Ballots Cast	Registered Voters	Turnout Percentage
1	138	12	150	2	0	2	24	126	152	1,800	8.44%
1 - NDISD	1	0	1	0	0	0	0	1	1	20	5.00%
2	215	15	230	1	0	2	26	203	231	2,975	7.76%
3	152	11	163	3	0	0	13	153	166	1,586	10.47%
4	0	0	0	0	0	0	0	0	0	18	0.00%
4 - NDISD	119	13	132	2	0	0	23	111	134	1,290	10.39%
5	61	3	64	1	0	0	21	44	65	695	9.35%
5 - NDISD	4	2	6	0	0	0	1	5	6	87	6.90%
6 - NDISD	157	15	172	1	0	2	32	139	173	1,462	11.83%
7	132	14	146	3	0	6	22	121	149	2,036	7.32%
7 - NDISD	71	8	79	1	0	1	6	73	80	537	14.90%
8	78	3	81	2	0	1	18	64	83	1,053	7.88%
9	124	15	139	0	0	1	17	121	139	1,338	10.39%
9 - BIG SANDY	67	8	75	0	0	2	5	68	75	751	9.99%
10	191	12	203	3	0	4	51	151	206	2,399	8.59%
11	37	8	45	0	0	0	4	41	45	762	5.91%
12	99	9	108	0	0	3	37	68	108	1,048	10.31%
13	62	13	75	2	0	0	15	62	77	970	7.94%
14	31	7	38	0	0	2	4	32	38	525	7.24%
15	126	16	142	3	0	0	34	111	145	2,032	7.14%

**Official Results**  
Registered Voters 2374 of 28138 = 8.44%  
Precincts Reporting 26 of 26 = 100.00%

Lory Harle, Elections Administrator, do hereby certify that the returns as shown on the official canvass report are true and correct.

  
Lory Harle


  
Date



STATE OF TEXAS PROPOSITION 7

Precinct	For	Against	Cast Votes	Undervotes	Overvotes	Absentee Voting Ballots Cast	Early Voting Ballots Cast	Election Day Voting Ballots Cast	Total Ballots Cast	Registered Voters	Turnout Percentage
16	101	7	108	1	0	1	6	102	109	1,639	6.55%
17	133	7	140	0	0	2	49	89	140	2,296	6.10%
18	38	3	41	0	0	1	10	30	41	670	6.12%
19	1	0	1	0	0	0	1	0	1	11	9.09%
20	7	3	10	0	0	0	4	6	10	138	7.25%
21	0	0	0	0	0	0	0	0	0	0	0.00%
<b>Totals</b>	<b>2,145</b>	<b>204</b>	<b>2,349</b>	<b>25</b>	<b>0</b>	<b>30</b>	<b>423</b>	<b>1,921</b>	<b>2,374</b>	<b>28,138</b>	<b>8.44%</b>

Lory Harle, Elections Administrator, do hereby certify that the returns as shown on the official canvass report are true and correct.



*Lory Harle*  
Lory Harle


*11/10/2021*  
Date



STATE OF TEXAS PROPOSITION 8

Precinct	For	Against	Cast Votes	Undervotes	Overvotes	Absentee Voting Ballots Cast	Early Voting Ballots Cast	Election Day Voting Ballots Cast	Total Ballots Cast	Registered Voters	Turnout Percentage
1	134	17	151	1	0	2	24	126	152	1,800	8.44%
1 - NDISD	1	0	1	0	0	0	0	1	1	20	5.00%
2	219	8	227	4	0	2	26	203	231	2,975	7.76%
3	156	8	164	2	0	0	13	153	166	1,586	10.47%
4	0	0	0	0	0	0	0	0	0	18	0.00%
4 - NDISD	120	13	133	1	0	0	23	111	134	1,290	10.39%
5	57	6	63	2	0	0	21	44	65	695	9.35%
5 - NDISD	4	1	5	1	0	0	1	5	6	87	6.90%
6 - NDISD	154	16	170	3	0	2	32	139	173	1,462	11.83%
7	130	18	148	1	0	6	22	121	149	2,036	7.32%
7 - NDISD	74	6	80	0	0	1	6	73	80	537	14.90%
8	77	6	83	0	0	1	18	64	83	1,053	7.88%
9	125	14	139	0	0	1	17	121	139	1,338	10.39%
9 - BIG SANDY	68	7	75	0	0	2	5	68	75	751	9.99%
10	190	16	206	0	0	4	51	151	206	2,399	8.59%
11	33	12	45	0	0	0	4	41	45	762	5.91%
12	96	11	107	1	0	3	37	68	108	1,048	10.31%
13	64	12	76	1	0	0	15	62	77	970	7.94%
14	33	5	38	0	0	2	4	32	38	525	7.24%
15	130	13	143	2	0	0	34	111	145	2,032	7.14%

I, Lory Harle, Elections Administrator, do hereby certify that the returns as shown on the official canvass report are true and correct.




*Lory Harle*  
Lory Harle

*11/10/2021*  
Date


Official Results  
Registered Voters  
2374 of 28138 = 8.44%  
Precincts Reporting  
26 of 26 = 100.00%

STATE OF TEXAS PROPOSITION 8

BY  DEPUTY

Precinct	For	Against	Cast Votes	Undervotes	Overvotes	Absentee Voting Ballots Cast	Early Voting Ballots Cast	Election Day Voting Ballots Cast	Total Ballots Cast	Registered Voters	Turnout Percentage
16	101	7	108	1	0	1	6	102	109	1,639	6.65%
17	129	10	139	1	0	2	49	89	140	2,296	6.10%
18	38	2	40	1	0	1	10	30	41	670	6.12%
19	1	0	1	0	0	0	1	0	1	11	9.09%
20	9	1	10	0	0	0	4	6	10	138	7.25%
21	0	0	0	0	0	0	0	0	0	0	0.00%
<b>Totals</b>	<b>2,143</b>	<b>209</b>	<b>2,352</b>	<b>22</b>	<b>0</b>	<b>30</b>	<b>423</b>	<b>1,921</b>	<b>2,374</b>	<b>28,138</b>	<b>8.44%</b>

Lory Harle, Elections Administrator, do hereby certify that the returns as shown on the official canvass report are true and correct.

  
Lory Harle

11/10/2021  
Date